
XINGNAN
PRIMARY SCHOOL
ESTABLISHED 1932
2027
Primary 1
Orientation Day
20 November 2026
(Friday)
11:00 am to
1:00 pm
A Warm Welcome to Our
Xingnan Family!




XINGNAN PRIMARY SCHOOL
SPORTS & AESTHETICS WING
At Xingnan Primary, every experience shapes our journey.




Fun Fac

PERFORMANCE BY

BIG HEART STUDENT CARE

BIG HEART
STUDENT CARE

Inspiring Minds · Touching Hearts

PERFORMANCE BY

BIG HEART STUDENT CARE

BIG HEART
STUDENT CARE

Inspiring Minds · Touching Hearts


XINGNAN
FOR COUNTRY FOR SCHOOL
ESTABLISHED 1932
Welcome to Xingnan
I'M NOVA — THE SELF-DIRECTED LEARNER!
I'M IXY — THE COMPASSIONATE LEADER!
I'M BRAVEY — THE CONFIDENT PERSON!

Orientation Programme

Time	Orientation Programme		Venue
11:00 am	Welcome Address by Principal		School Hall
	For Parents	For Students	
11:40 am	Sharing by Lower Primary Year Head and School Counsellor	*Interaction Time with Teachers and Peers	School Hall / *Classrooms (Level 1)
12:20 pm	Interaction Time with Xingnanians and Teachers	*School Tour and Classroom Activities (Staggered Timing)	Classrooms (Level 3) / *Classrooms (Level 1) / *School Compound
12:45 pm		Sing Along and Story Time	Classrooms (Level 3) / Classrooms (Level 1)
1:00 pm	End of Orientation Day		



Mrs Cindy Ong



Mdm Ang Hwee Loo



Miss Yong Hua Moy



Mr Kelvin Tan

ESTABLISHED 1932

2027 P1 ORIENTATION

PRINCIPAL WELCOME ADDRESS



I'M NOVA — THE SELF-DIRECTED LEARNER!



I'M IXY — THE COMPASSIONATE LEADER!



I'M BRAVEY — THE CONFIDENT PERSON!




Welcome to
Xingnan




NATIONAL DAY
CONCERT




1988 SINGAPORE
YOUTH FESTIVAL
ART & CRAFTS
EXHIBITION

Our Vision

Self-directed Learner . Compassionate Leader . Confident Person




MULTI-CULTURAL


Andrew
Ly P5 Xuper Bloom Buddy
MAKE IT HAPPEN
THANK YOU
for being my friend and sharing me
From Your P1 Xuper Bloom Buddy
GOH PING YEN
ESTABLISHED 1932


KHAI LOW



Padlet

Slideshow | Share | Viewing in multiple languages Translate to English (US) | Sign up for Padlet

P1 Padlet • 42 • 1mo

2026 P1 ALP: Farmtastic Beginnings

MAIN BOARD

Departure Seeker
3 months ago

INSTRUCTIONS



1) **CREATE**: A new Post under your class.
2) **TYPE**: Your Name under the subject.
3) **UPLOAD**: A video of you cooking the dish or A photo of you eating the prepared dish.
4) **SHARE**: The name of your dish and something interesting about it.

Fazlinna
2 months ago

Nur Aleesa



1A

R
3 months ago

Muhammad Rayyan



2b647f9f-1fbd-483b-8c4e-e33cc090fec4

Today, Mummy let me help with dinner.
I washed the vegetables, put them in the bowl, and made sure none were left behind. It looked easy when Mummy did it, but I

1B

Elliana
3 months ago

Elliana Safiya



lv_0_20260826204325

I made Tang Hoon soup with carrots and our harvested xiao bai cai! The vegetables tastes fresh and delicious. I enjoyed seeing the vegetables shrink in size while cooking.

1

Amirah
2 months ago

Amirah Franchesca

1C

Sofia
3 months ago

Sofia Naura



copy_33BC6E92-0348-461C-A560-C4B5AA70F7BC

Bayam Egg Bliss
Plucked fresh by me, cooked with love by Mom.
Simple ingredients, homemade goodness and oh-so-Yummy!

1

1D

Bao Khanh's mother
3 months ago

Nguyen Phuc Bao Khanh



home cooking

Fresh Bayam harvest
Delicious home-cooked meal!

1E

梦境绘图者
3 months ago

Li Ziyu



2

Muhammad Thaqif
3 months ago

Muhammad Thaqif



1F

Maliq Mikhail
3 months ago

Maliq Mikhail



4e52f2e1-7938-49ae-8a01-72797ee8dd0d

Dear friends, the name
is Hearty Leaf. I had so
making it and it tasted

1

Post




Bloop
(tulip)
Butterfly
Flying
Hopping
Hanging from the cactus
(Ssh Ssh)
(Slimy)
Ding
the bell.
up to go bac
Class Writing by
Illustrators

Classroom activities



What is Primary School about?





What is Primary School about?

1. Laying a strong foundation
2. Nurturing holistic individuals and continuous learning
3. Providing learning opportunities, recognising our children's strengths & developing their potential
4. Preparing our children for the future
5. Providing a safe learning environment to support their well-being



Holistic development for Primary 1 includes:

Prioritising the development of soft skills, including values, social-emotional competencies and self-help skills

Focusing on building learning dispositions for Lifelong Learning, including curiosity, confidence and nurturing the joy of learning



Building strong foundations in literacy and numeracy

Strengthening 21st Century Competencies and Digital Literacy in an age-appropriate manner

Building Strong Foundations: Knowledge, Skills & Dispositions (KSDs) at the Start of P1

- The lower primary curriculum nurtures students' joy of learning, builds on pre-school foundations, and promotes dispositions and attitudes for lifelong learning.
- The following are professionally determined expectations on what most children should be equipped with at the start of P1. Our teachers will continue to build on these to strengthen our students' foundations and nurture active, curious learners.



Values, Social-Emotional Competencies, Citizenship Dispositions

- Develop understanding of self and manage own behaviours
- Communicate, interact and build caring and respectful relationships with others
- Take responsibility for own actions



Art

- Enjoy Participating in Art
- Express Ideas and Feelings through Art
- Demonstrate Awareness of Art from Different Cultural Groups



English Language

- Listen and Speak for Enjoyment and Information
- Read with Enjoyment and Understanding
- Communicate Ideas and Information through Writing or Using Symbols or Letter-Like Shapes



Mathematics

- Basic Understanding of Numbers Up To 10
- Compare Quantities Between Two Groups of Objects within 10
- Recognise Simple Patterns



Mother Tongue Languages

- Enjoy and Show an Interest in Learning Mother Tongue Language
- Enjoy and Show an Interest in Listening and Speaking in Mother Tongue Language
- Demonstrate Awareness of Local Ethnic Culture



Music

- Enjoy Participating in Music and Movement Activities
- Express Ideas and Feelings through Music and Movement Activities
- Demonstrate Awareness of Music and Movement from Different Cultural Groups



Physical Education

- Enjoy Physical Activities
- Display Coordination in Motor Tasks
- Demonstrate Awareness of Healthy Habits and Safety

Building Strong Foundations: How is it achieved?

Play is an essential feature that taps students' inquisitiveness and ignites a self-sustaining passion for learning.

Differentiated support for children with differing learning needs

Teachers **pace** teaching and adopt **developmentally appropriate, engaging pedagogies** to deepen learning.



No examinations and weighted assessments at P1 and P2 to provide more time and space to settle into a formal school setting, build relationships and develop the necessary skills and attitudes towards learning.

Learning with technology



SINGAPORE
Student Learning Space

P1 to P3

Concrete, hands-on learning experiences, and social interactions should be prioritised to allow students to build foundational knowledge, cognitive and social skills, and human relationships.

- *Direct use of AI tools by students is not advisable as students may not be able to discern the output and may mistake AI as human*

What is SLS?

Our national online learning portal with curriculum-aligned resources for students to learn at their own pace and collaboratively.

How and when will P1 students use SLS?

Students will learn with technology progressively, with light use at P1 in an age-appropriate manner.

SLS onboarding of P1 students will Take place by mid Term 2

SLS onboarding information will be shared with parents via PG announcement by school.

Learning in school and at home



- **Homework Policy** is in place to guide schools on the extent of offline and occasional online homework that is given to the students.
- Homework helps teachers to assess students' understanding of their learning so that timely feedback can be given to support their learning.

Levels	Proposed Weekly Time Norms	Approximate Daily Time Norms	Proposed Guidelines during school term breaks
P1 & P2	< 5 hours	No online homework	For non-graduating cohorts: Mar & Sep breaks: Schools are encouraged not to assign homework. Jun & Dec breaks: If homework is to be given, assign not more than 50% of daily load given during school week. For graduating cohorts: If homework is to be assigned during non-protected periods of the holidays, it should not exceed 50% of the typical daily load given during school term.
P3 & P4	< 8 hours	< 1.0 hour	
P5 & P6	< 11 hours	< 1.5 hours	

Home-School Partnership





Our children do best when schools and parents work hand in hand to support them.

Guidelines for School-Home Partnership

Raising a Happy, Confident, and Kind Generation Together

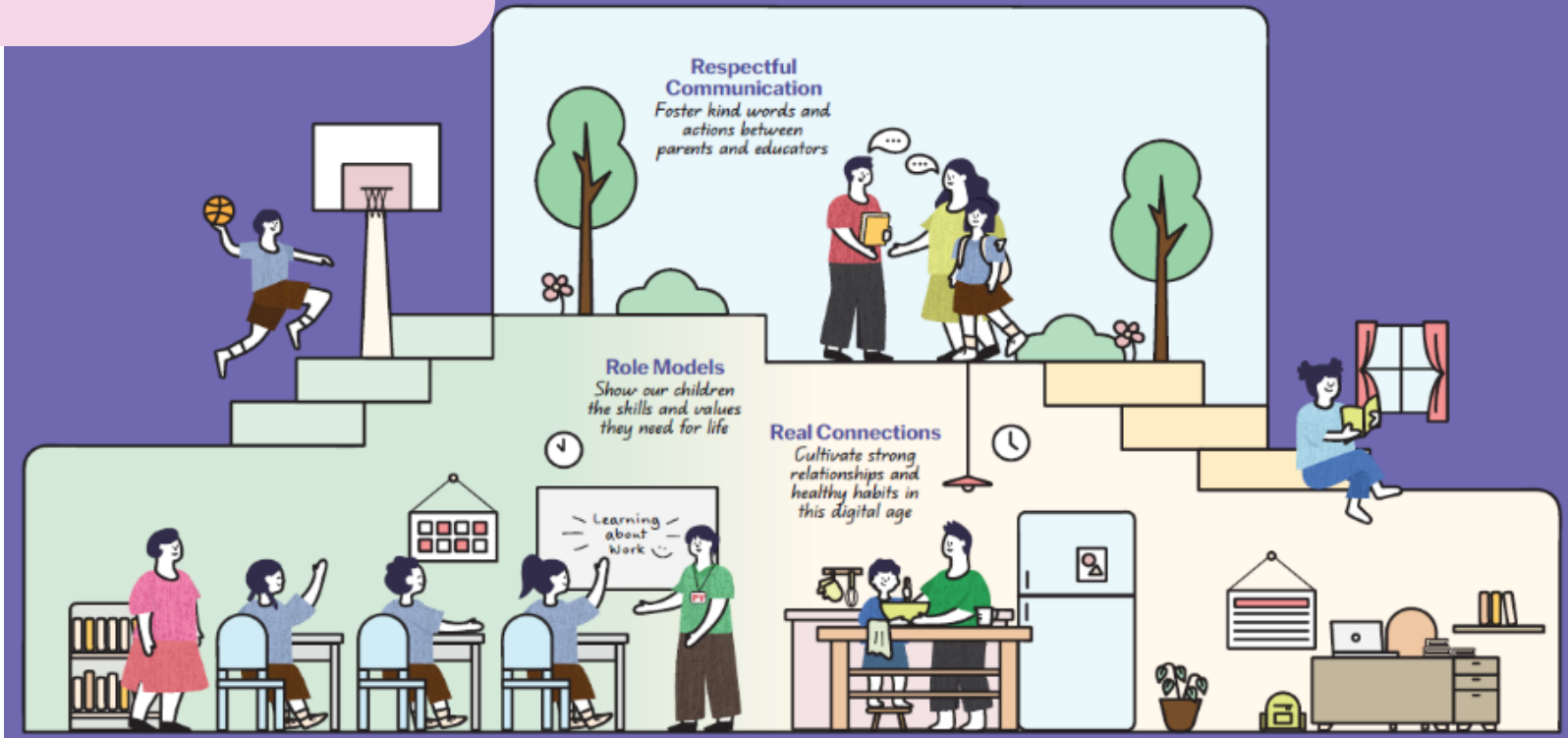

A joint effort in 2024 by the Ministry of Education and COMPASS

3 areas we can work together on to foster School-Home Partnership

1 Respectful Communication



2 Role Models

3 Real Connections

Respectful Communication

Open, respectful conversations between educators and parents deepen our understanding of each child, enable a coordinated & holistic support for the child and model healthy communication for our students.

Share observations about your child's emotional state, stress levels, and social interactions

Listen to and understand each other's perspectives and concerns regarding your child

Communicate kindly and respectfully with one another



Teachers need not share personal contact numbers, answer messages after school hours: Chan Chun Sing

Sign up now: Get ST's newsletters delivered to your inbox



Education Minister Chan Chun Sing said that teachers should use official channels like their e-mail when contacting parents. ST PHOTO: BRIAN TEO

Communication Channels

Call the General office

Tel: 67913679
For urgent matters, or
leave a message

Email

Xingnan_ps@moe.edu.sg

Parent Gateway

For notifications, consent forms, booking of PPTM Appointments, travel declaration and submission of MC

Scheduled Parent Engagement Sessions

P1 Parent Engagement on 4 Jan
PPTM - Hybrid mode – Online or F2F

Start-of-Term Letter from P

For key annoucements, calendar of events

Publications and Social Media

School website, e-yearbook, facebook and Istagram

Role Models

Model the skills and values our children need for their mental well-being

Demonstrate healthy ways to manage stress, setbacks and difficult emotions

Show children it is okay to ask for help when struggling

Model self-care, right values

Encourage development of a Growth Mindset



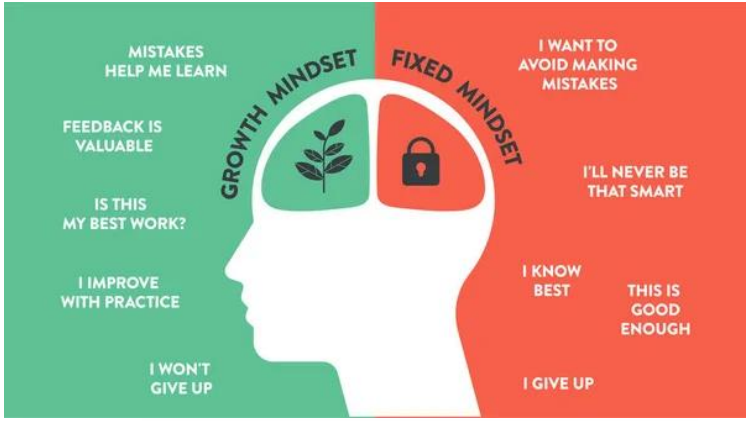

Check out this video on MOE YouTube for tips on how parents can support the social-emotional learning of their children.

Real Connections

Check out the refreshed Guidance on Screen Use in Children by MOH.

Cultivate strong relationships and healthy habits in this digital age

Establish good habits for our children to stay confident and in control of their technology use

Build strong bonds through shared experiences and meaningful conversations



Provide a balanced mix of engaging online and offline activities, at school and at home



Student Attendance

Monitor student attendance closely

Implications of irregular attendance include:

- Impact on student's holistic development
- Adjustment of conduct grade
- Eligibility for school-based and MOE awards

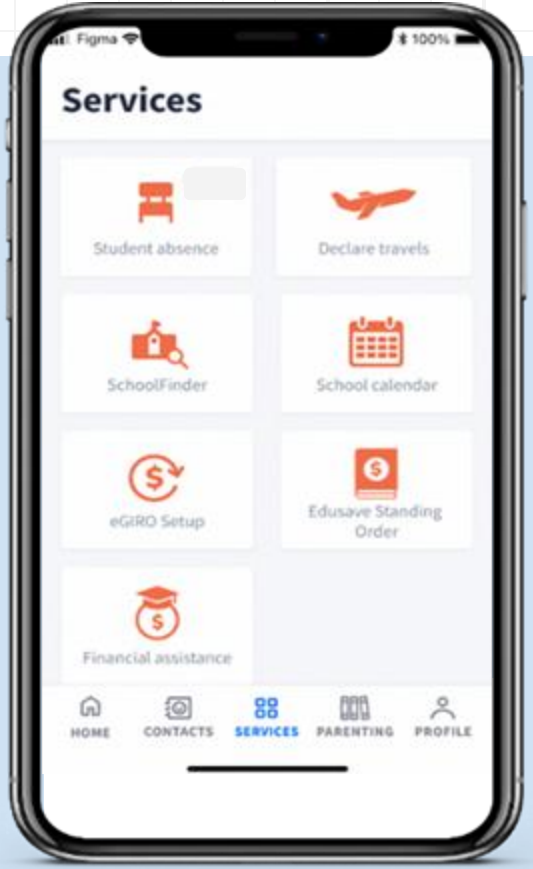

Parent's PG Notification Flow for student absence

Parents can now submit the reasons for absence when they are notified of their child's absence on their Parents Gateway app.

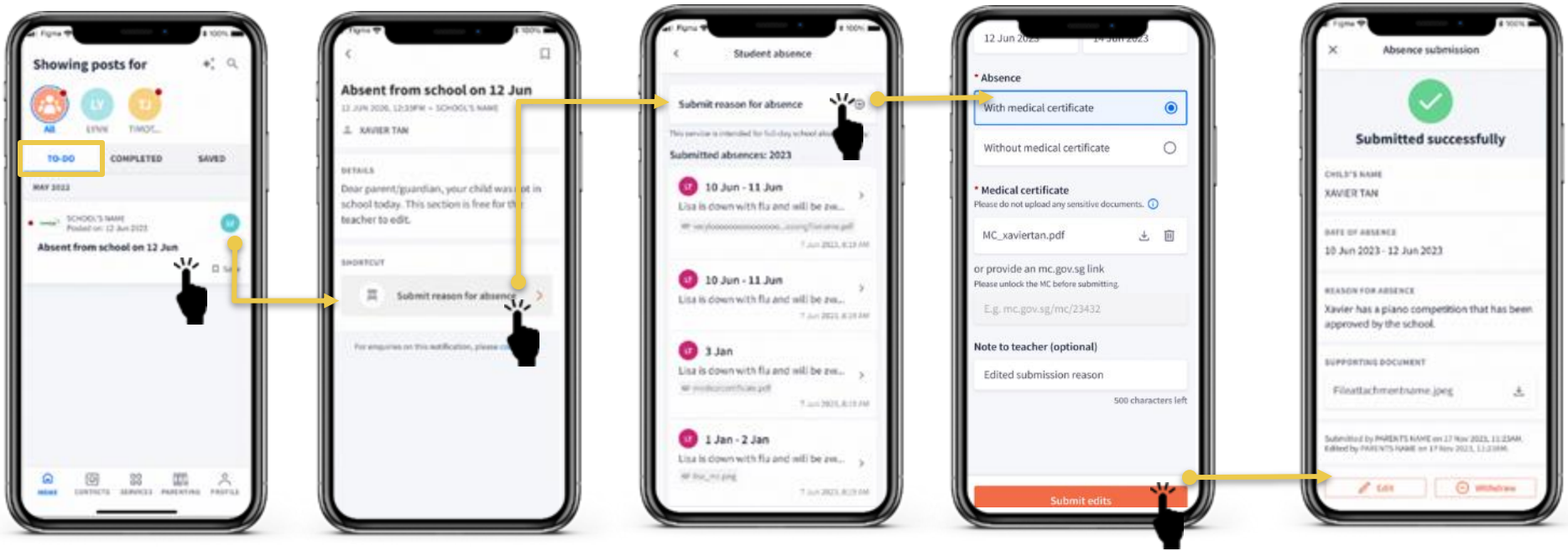

Parents access PG App: To-Do Page

Parent clicks and reads announcement

Submit reason on Parent submissions page

Parent fills in the reason for absence

Successfully submitted

Parent can also self initiate child absence submissions via PG App

- Even if notification settings to parents is turned off by the school, parents will still be able to notify teacher of child's absence under "Services".

- Submitted documents and information will be deleted at the end of each academic year (16th December).

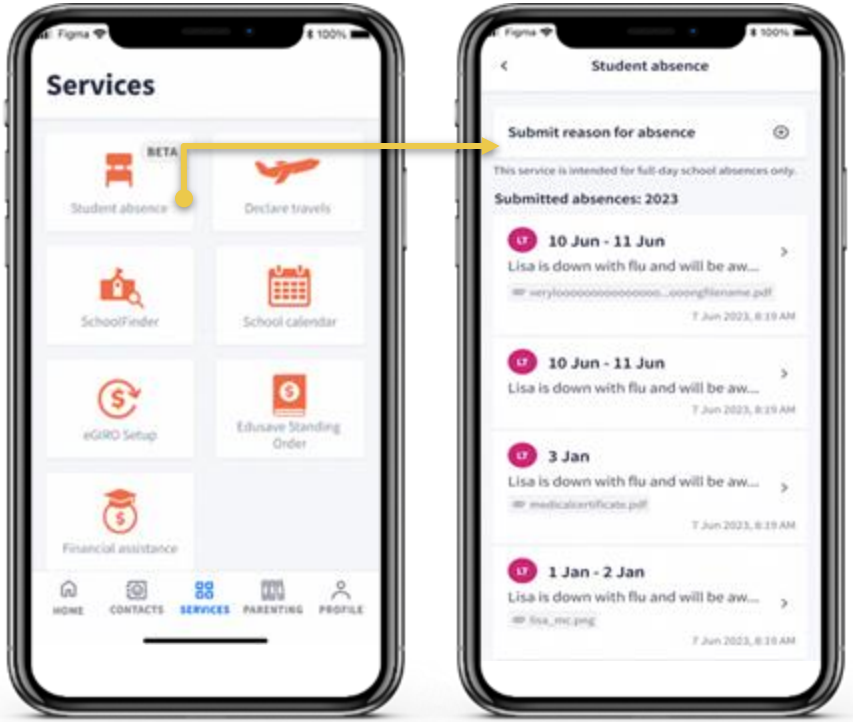

Parent's PG self-initiated submission for student absence

Parents can submit the reasons for student absence before, after or on the date of absence via PG app.

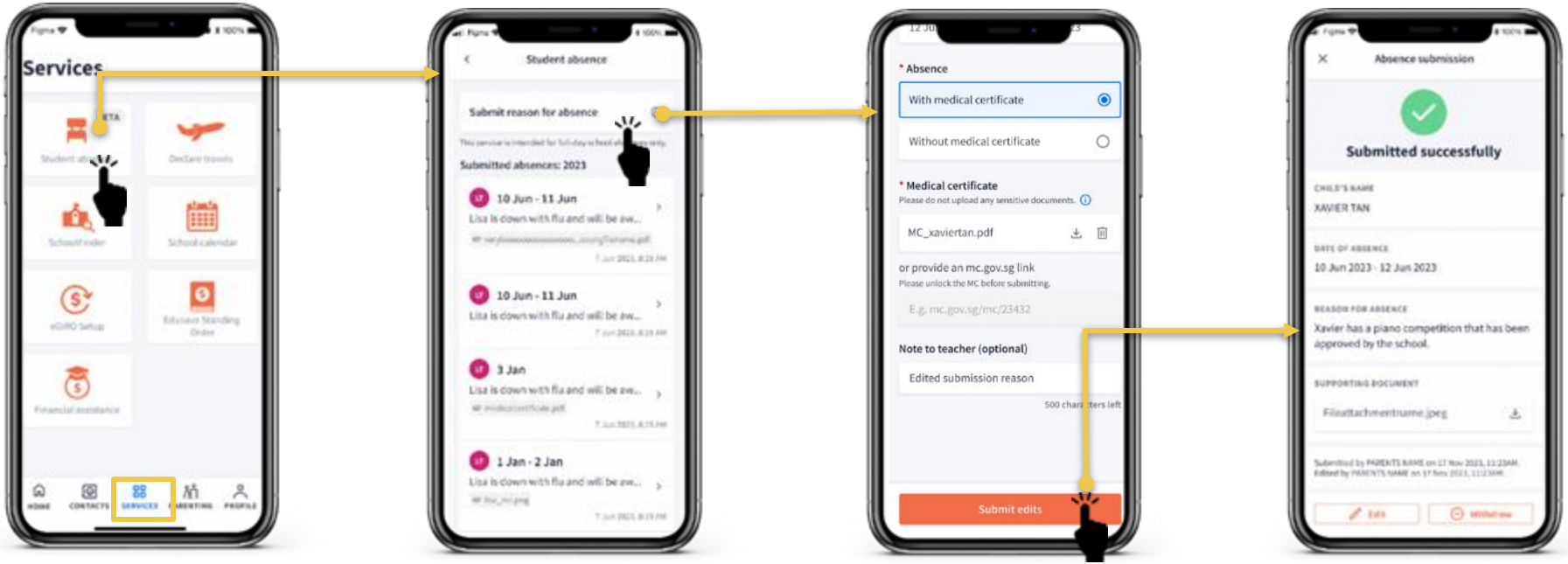

Parents access PG App: Services Page

Parent clicks on Submit reason for absence on parent submissions page

Parent fills in the reason for absence

Successfully submitted

We value your partnership to raise a *'Happy, Kind, and Confident Generation Together'*.



Join Us!

Parent Support Group (PSG)

A team of dedicated parents supporting each other in nurturing their children. Network, share and learn with fellow parents by involving yourself in initiatives such as Parenting Workshops and Career Talks for P5 and P6 students.





ESTABLISHED 1932

2027 P1 ORIENTATION

YEAR HEAD WELCOME ADDRESS



I'M NOVA — THE SELF-DIRECTED LEARNER!



I'M IXY — THE COMPASSIONATE LEADER!



I'M BRAVEY — THE CONFIDENT PERSON!




It's the
Little Things
That Matter

Top 5 Things Parents Wish to Know...

01

Reporting Time?
Recess & Snack Break?
Dismissal Time?

02

How does the timetable look like?



03

Will my child know how to buy food from the canteen?



04

What to prepare for the first day of school?



05

Who are the teachers? How do I contact them?



XINGNAN
PRIMARY SCHOOL

Reporting Time	By 7.25 a.m.	
Venue	School Hall (Mon & Fri)	Classroom (Tue, Wed & Thu)
Pre-assembly Activities	• Silent Reading • Whole School Sharing	• FT Time with pupils • Reading activities
Recess	9.00 a.m. to 9.30 a.m.	
Snack Break	11.30 a.m.	
Dismissal Time	1.30 p.m. Gates 2 and 3 will be used for dismissal: Gate 3 –1 Sunshine, 1 Rainbow & 1 Twinkle Gate 2 –1 Sparkle, 1 Bubbles & 1 Starlight	

During Dismissal

Gate 2 –
1 Sparkle,
1 Bubbles & 1 Starlight



Gate 3 –
1 Sunshine,
1 Rainbow & 1 Twinkle



Sample Class Timetable

	MON	TUE	WED	THU	FRI
0730 to 0800	EL	EL	PE	AC	EL
0800 to 0830	EL	EL	MATHS	AC	EL
0830 to 0900	EL	EL	MATHS	PE	P1MT
0900 to 0930	RECESS	RECESS	RECESS	RECESS	RECESS
0930 to 1000	PAL	MT	EL	MT	CCE
1000 to 1030	PAL	MT	EL	MT	CCE
1030 to 1100	PE	PE	MT	MT	PAL
1100 to 1130	MATHS	MATHS	MT	MUSIC	PAL
1130 to 1200	MATHS	MATHS	MT	MATHS	MATHS
1200 to 1230	MT	MUSIC	SS	EL	MATHS
1230 to 1300	MT	ASSM/FTGP	XsPARK	EL	EL
1300 to 1330	MT	ASSM/FTGP	XsPARK	EL	EL

AY 2027 P1 Matters

Access orientation slides, key resources, and programme details to help your child prepare for Primary 1.

Last updated on 6 November 2026



Back to
Parents

Other pages in Parents
Welcome Page
School Rules
2026 Parents Engagement Session
Sale of Textbooks and School Attire (2026)
PSLE related information
School Bus



Things to bring everyday

No.	Items
1	School Diary (Fill in your child's personal particulars)
2	Homework File
3	Stationery Set (Two sharpened 2B pencils, eraser, ruler, sharpener, glue stick)
4	Colour Pencils
5	Story book
6	Water Bottle
7	XNPS Whiteboard with Square Grids

All items to be labelled with name and class of child.

A Quick Guide for Parents

This chart shows the 4 learning dispositions (or "superpowers") we are developing in school. You can use the simple prompts below to talk with your child at home, celebrate their efforts and encourage them to use these superpowers in daily life.

Our Learning Disposition Superpowers

Small steps. Big growth!

REFLECTIVE
Owl Ollie



- Ask questions when I am unsure.
- Listen to feedback and use it to improve.

I think, I ask, I improve!

COLLABORATIVE
Squirrel Sammy



- Do my part and help my group.
- Listen respectfully to others' ideas.

Together, we can do more!

RESILIENT
Polar Bear Benny



- Ask for help when I need it.
- Stay positive and keep trying when things are hard.

I can keep going!

ENTHUSIASTIC
Butterfly Bella



- Take initiative, share ideas and volunteer.
- Show curiosity and enjoy learning new things.

I am ready to learn!

Every day, I can grow my learning superpowers!

Start-It-Right 2027 updated 6 Nov.pdf

Here are some useful resources to improve bonding, communication and language.

Dialogic Reading Tips

Using the story "Dear Zoo" by Rod Campbell (Lift-the-flap book)

Level 1 Ask questions from the text.

- What was the first animal that was sent by the zoo?
- Which animal was too jumpy?

Level 2 Ask open-ended questions to let your child form his/her own opinions about the story.

- Before lifting the flap to reveal the animal that the zoo sent, you can get your child to guess the animal. For example, when you read, *"He was too fierce! I sent him back."* You can ask your child to name animals that are fierce.

Level 3 Ask abstract questions.

- Why do you think that we cannot keep an elephant in our house?
- Why do you think that the dog is a perfect pet?
- Can you share with me what is a perfect pet for you and why?

Useful Tips

- To provide an enjoyable dialogic reading experience for your child, do not force your child to read or recognize words.
- Encourage and prompt them when they lack the expressive language to share what they want to say.
- Always allow them to share first (even if the sharing is not realistic). E.g. Your child shares that she wants a unicorn as a pet. Parent can share their perspective and say, "Wow, that's nice. But . don't think that we can find a unicorn anytime soon. How about something that you think is easier to find?"

Here are some useful resources to improve bonding, communication and language.

My Day Chart



Using My Day Chart

The My Day Chart shows 9 pictures of your child's daily routines, from brushing teeth in the morning to going to bed at night. It is a simple tool to help your child talk about their day and feel connected to you.

Why Use It?

Your child's school day includes time for sharing feelings and building social-emotional skills. The My Day Chart brings this same spirit of conversation home. When children feel heard, they grow in confidence and trust.

How to Use It

At the end of the day, look at the chart together. Ask your child to point to what they did, then follow up with a simple question like *"How did that feel?"* or *"Was that easy or tricky today?"* Listen without rushing and share a little about your own day too – it shows your child that everyone has a story to tell.

You don't need to go through all 9 pictures. Even one good conversation is enough!

When children feel safe to talk at home, they feel safe to learn at school. You are their first and most important teacher!

Xuper Buddies ARE HERE TO HELP!

Xuper Buddies Programme









OUR CANTEEN FOOD










Small Set meals for $ 2.00 ***Medium Set meals for $ 2.30***

Big Set meals for $ 2.50




SNACK BREAK

10 min snack time between 11.30 a.m. and 12 noon

Prepare a simple dry snack

(e.g. bread, fruits, biscuits)





SCHOOL UNIFORM

School T-shirt and pants for boys and skorts for girls to be worn for all school days.

White shoes and socks.





School UNIFORM

Sew name tags above the school crest.

Label your child's uniforms and school shoes with his/her name.



BOOKLIST

Order the books online for home delivery to avoid long queues.

Do take note that self-collection in school will be <u>strictly based on appointments only.</u>

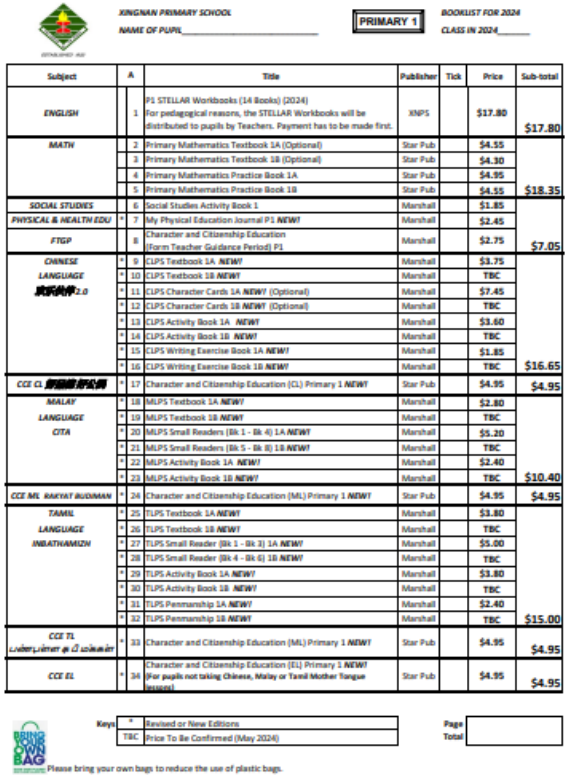

XINGNAN PRIMARY SCHOOL

NAME OF PUPIL_____

PRIMARY 1

BOOKLIST FOR 2024

CLASS IN 2024_____

Subject		A	Title	Publisher	Tick	Price	Sub-total
ENGLISH		1	P1 STELLAR Workbooks (14 Books) (2024) For pedagogical reasons, the STELLAR Workbooks will be distributed to pupils by Teachers. Payment has to be made first.	XNPS		$17.80	$17.80
MATH		2	Primary Mathematics Textbook 1A (Optional)	Star Pub		$4.55	
		3	Primary Mathematics Textbook 1B (Optional)	Star Pub		$4.30	
		4	Primary Mathematics Practice Book 1A	Star Pub		$4.95	
		5	Primary Mathematics Practice Book 1B	Star Pub		$4.55	$18.35
SOCIAL STUDIES		6	Social Studies Activity Book 1	Marshall		$1.85	
PHYSICAL & HEALTH EDU	*	7	My Physical Education Journal P1 NEW!	Marshall		$2.45	
FTGP		8	Character and Citizenship Education (Form Teacher Guidance Period) P1	Marshall		$2.75	$7.05
CHINESE LANGUAGE 华文2.0	*	9	CLPS Textbook 1A NEW!	Marshall		$3.75	
	*	10	CLPS Textbook 1B NEW!	Marshall		TBC	
	*	11	CLPS Character Cards 1A NEW! (Optional)	Marshall		$7.45	
	*	12	CLPS Character Cards 1B NEW! (Optional)	Marshall		TBC	
	*	13	CLPS Activity Book 1A NEW!	Marshall		$3.60	
	*	14	CLPS Activity Book 1B NEW!	Marshall		TBC	
	*	15	CLPS Writing Exercise Book 1A NEW!	Marshall		$1.85	
	*	16	CLPS Writing Exercise Book 1B NEW!	Marshall		TBC	$16.65
CCE CL [redacted]	*	17	Character and Citizenship Education (CL) Primary 1 NEW!	Star Pub		$4.95	$4.95
MALAY LANGUAGE CITA	*	18	MLPS Textbook 1A NEW!	Marshall		$2.80	
	*	19	MLPS Textbook 1B NEW!	Marshall		TBC	
	*	20	MLPS Small Readers (Bk 1 - Bk 4) 1A NEW!	Marshall		$5.20	
	*	21	MLPS Small Readers (Bk 5 - Bk 8) 1B NEW!	Marshall		TBC	
	*	22	MLPS Activity Book 1A NEW!	Marshall		$2.40	
	*	23	MLPS Activity Book 1B NEW!	Marshall		TBC	$10.40
CCE ML RAKYAT BUDIMAN	*	24	Character and Citizenship Education (ML) Primary 1 NEW!	Star Pub		$4.95	$4.95
TAMIL LANGUAGE INBATHAMIZH	*	25	TLPS Textbook 1A NEW!	Marshall		$3.80	
	*	26	TLPS Textbook 1B NEW!	Marshall		TBC	
	*	27	TLPS Small Reader (Bk 1 - Bk 3) 1A NEW!	Marshall		$5.00	
	*	28	TLPS Small Reader (Bk 4 - Bk 6) 1B NEW!	Marshall		TBC	
	*	29	TLPS Activity Book 1A NEW!	Marshall		$3.80	
	*	30	TLPS Activity Book 1B NEW!	Marshall		TBC	
	*	31	TLPS Penmanship 1A NEW!	Marshall		$2.40	
	*	32	TLPS Penmanship 1B NEW!	Marshall		TBC	$15.00
CCE TL [redacted]	*	33	Character and Citizenship Education (ML) Primary 1 NEW!	Star Pub		$4.95	$4.95
CCE EL	*	34	Character and Citizenship Education (EL) Primary 1 NEW! (For pupils not taking Chinese, Malay or Tamil Mother Tongue [redacted])	Star Pub		$4.95	$4.95

Keys: * Revised or New Editions; TBC Price To Be Confirmed (May 2024)

Page Total

BRING YOUR OWN BAG

Please bring your own bags to reduce the use of plastic bags.

SCHOOL BUS



Complete the form on the Orientation Webpage. The bus vendor will contact you. Ensure the information given are correct.

School BAG, WATER BOTTLE & SNACK BOX









LANYARD

Indicate on the name card with information on after-school pick-up arrangement.

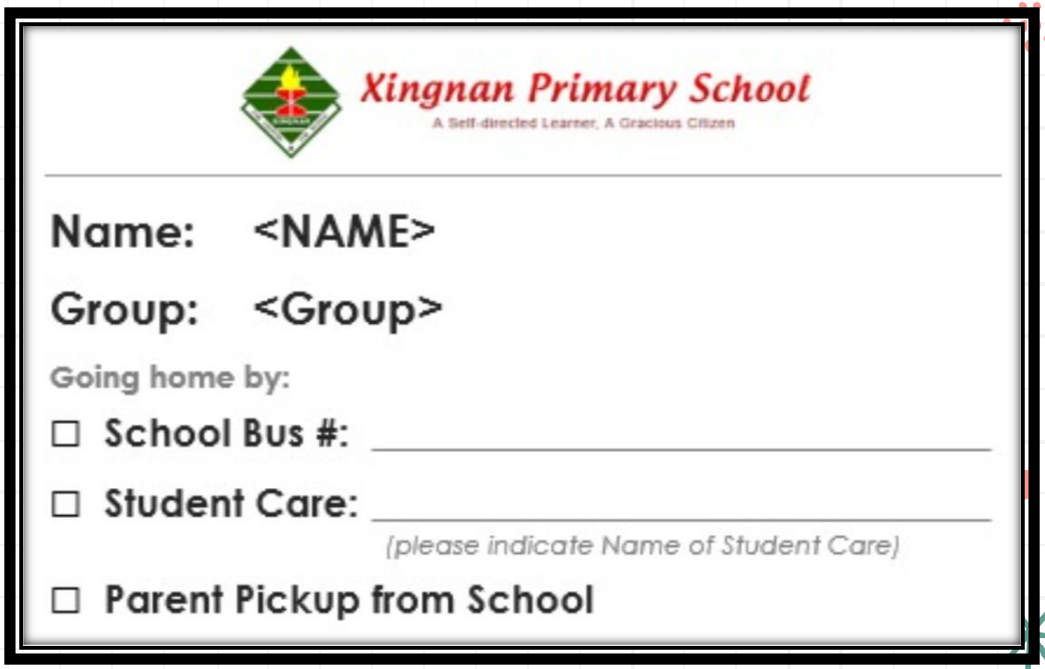

FIRST DAY OF SCHOOL

What to wear

1) School uniform
2) White school shoes
3) White socks







What to pack

1. Snack box
2. Water-bottle
3. Pocket-money / POSB Smart Buddy Watch



Pack the school bag <u>with</u> your child.

Note: Refer to "P1 Packing List" in Start-It-Right Kit for items to bring.


Top 5 Things
Teachers Wish to Know...
01
Is your child excited about their new school life in Xingnan?
02
Is your child able to write his/her name?
My Name:
03
Is your child looking forward to meeting new friends?
04
Is your child able to follow simple instructions and routines?
05
Is your child ready to take up new challenges?
XINGNAN
PRIMARY SCHOOL

Smoothening the Transition to Primary 1

When your child enters primary school, their experience will include:



New friends and teachers



New learning environment



New routines

Smoothening the Transition to Primary 1

1. Transition is the process in which a child moves into a new environment.



2. When moving from pre-school to primary, a child will have to adapt to unfamiliar setting and routines.



3. When your child has transitioned well, he/she will:

- Feel safe and comfortable in the new environment
- Be able to manage daily challenges
- Be able reach out to teachers and/or peers for support when needed



How Can You Prepare Your Child for Primary 1?

You can start talking to your child about the following:



Adjusting to a larger learning environment



Interacting with more peers and teachers



Adapting to longer school hours and new routines



Taking the initiative to ask for help



Becoming more independent and responsible

Schools may access the video via: https://go.gov.sg/transition-to-primary1

Try these conversation starters:



Mummy had an enjoyable day at work today. Let's share which was the most enjoyable part of our day.



Let's both remember someone that we met today who did a kind deed for us?



I learnt something new at work today. I am sure you did too. Can we teach each other what we learnt?

How Else Can You Support Your Child?

Primary 1 is an exciting and fun stage for your child.
Help your child to enjoy the journey by developing these skills:

01 Relating well to others



02 Developing good habits



03 Nurturing positive learning attitudes



04 Encouraging them to learn from their mistakes



NLB | National Library Board Singapore

GO.gov.sg

Nurture a love for reading

Sign your child up for a free Library membership and myLibrary ID to enjoy NLB's e-resources!

Relating Well to Others

Build your child's interpersonal skills by:

01 Modelling the use of friendly and polite phrases



02 Providing opportunities for your child to share and take turns during playtime with other children



03 Modelling respectful interactions



MAKE NEW FRIENDS

What your child may learn in school

JOINING IN ACTIVITIES

- Choose a quiet time.
- Look at the person.
- Ask in a friendly way, "Hi, may I join in?"
- Accept the answer happily, whether it is a "yes" or "no".



What you can do at home



Do a short role-play with your child to practise:

- saying hello with a smile
- introducing himself/herself
- asking politely to join in

GO.gov.sg

Find out more activities from the P1 Parent-Child Role Playing Activity Kit

Developing Good Habits

Routines help your child build confidence and learn to manage things by themselves.

Guide Your Child to Do the Following Independently:



- Take their temperature using a thermometer



- Wash their hands



- Pack their bag according to timetable with only necessary stationery



- Make healthy food choices



- Practise consistent pre-bedtime routines and have at least 9 hours of sleep



- Dress themselves



- Buy food at the canteen



- Knowing when and how to ask for help



Nurturing Values and Positive Attitudes

Values guide our words and actions, and develop character strengths and dispositions.

You can encourage your child to:

- Reflect on how to show care and concern, and respect for their friends and family members.



- Ask questions about their experiences in school, at home and of the world around them.



- Reflect on learning experiences and try ways to do something better.



- Persevere even when faced with challenges and use these experiences as a teachable moment to build resilience in life.







4 Essential Skills for a Primary One Student!

My Executive Functioning Superpower Journey

Resilience & Self-Control



Staying Calm with Bear Benny

Being calm and in control helps me make better choices.

Focus & Organisation



Finding Focus with Owl Ollie

Building the strength to stay focused and organise my tasks independently.

Adapting with Butterfly Bella



Being flexible and trying new ideas to learn.

Getting Organised with Squirrel Sammy



Planning, organising and checking my progress.


Organisation & Planning
Sammy the Squirrel
I plan ahead and keep my things organised!


Staying Focused
Ollie the Owl
I focus my attention on what matters!


Staying Calm
Benny the Polar Bear
Calming Corner
I can be calm like Benny.
I can pause, stay calm and make good choices!


Adaptability
Bella the Butterfly
When things change, I can try a new way!


FLEXIBLE BUTTERFLY
BELLA
COOL BEAR
BENNY
FOCUSED OWL
OLLIE
ORGANISED SQUIRREL
SAMMY

The 3C's to Effective Relationship Building



2027 PRIMARY 1

Orientation Grouping Xuper Teachers

ESTABLISHED 1932

Sunshine Rainbow Twinkle Sparkle Bubbles Starlight



XINGNAN

ESTABLISHED 1932

2027 P1 PARENTS ENGAGEMENT DAY

4th JANUARY 2027 (MONDAY)



ESTABLISHED 1932

2027 P1 ORIENTATION

SHARING BY SCHOOL COUNSELLOR



I'M NOVA — THE SELF-DIRECTED LEARNER!



I'M IXY — THE COMPASSIONATE LEADER!



I'M BRAVEY — THE CONFIDENT PERSON!



XINGNAN PRIMARY SCHOOL

Our Vision

Confident Person
Self-Directed Learner
Compassionate Leader

Our Mission

To provide meaningful experiences that nurture minds and build character.

Our Values

Respect, Responsibility, Resilience, Integrity and Empathy

THANK YOU!